




P/A/P ALLOTMENT CLASS / OBJECT OF EXPENDITURE	OBJECT CLASS (UACS)	AUTHORIZED APPROPRIATIONS	ADJUSTMENTS	ADJUSTED APPROPRIATIONS	ALLOTMENT RECEIVED	ADJUSTMENTS		ADJUSTED ALLOTMENT RECEIVED	OBLIGATIONS INCURRED		UNOBLIGATED BALANCE		% of Utilization
						RE-ALIGNMENT/ WITHDRAWAL	FUND TRANSFER		This Report	To Date	APPRO-RIATIONS	ALLOTMENT	
MOOE													
MOOE-GASS		88,141.73		88,141.73	88,141.73	-		88,141.73	-	-	-	88,141.73	0.00%
MOOE-Operation of School Campuses		793,017.57		793,017.57	793,017.57	-		793,017.57	103,061.20	555,470.23	-	237,547.34	70.05%
MOOE- Policy Formulation, Program Planning and Standard Dev't.		31,405.60		31,405.60	31,405.60	-		31,405.60	-	-	-	31,405.60	0.00%
Conduct of NCE		169,315.98	-	169,315.98	169,315.98	-		169,315.98	-	-	-	169,315.98	0.00%
STEM Promotional Activities		576,000.00	-	576,000.00	576,000.00	-		576,000.00	-	560,846.00	-	15,154.00	97.37%
TOTAL MOOE		1,657,880.88	-	1,657,880.88	1,657,880.88	-	-	1,657,880.88	103,061.20	1,116,316.23	-	541,564.65	67.33%
CO													
CO-GASS		245,300.00		245,300.00	245,300.00			245,300.00	148,990.00	148,990.00	-	96,310.00	60.74%
CO-Equipment Outlay		7,415.45		7,415.45	7,415.45			7,415.45	-	-	-	7,415.45	0.00%
CO-Building and Structures		2,887,259.27	-	2,887,259.27	2,887,259.27	-		2,887,259.27	1,836,688.82	1,927,684.02	-	959,575.25	66.77%
TOTAL CO		3,139,974.72	-	3,139,974.72	3,139,974.72	-	-	3,139,974.72	1,985,678.82	2,076,674.02	-	1,063,300.70	66.14%
Totals, CONTINUING APPROPRIATIONS		4,797,855.60	-	4,797,855.60	4,797,855.60	-	-	4,797,855.60	2,088,740.02	3,192,990.25	-	1,604,865.35	66.55%
GRAND TOTALS		108,339,855.60	3,000.00	108,342,855.60	99,610,855.60	-	3,000.00	99,613,855.60	45,526,325.43	55,757,918.81	8,729,000.00	43,855,936.79	55.97%

Prepared by:	Certified Correct:	Approved by:
 MARIGEN F. FRONDA Budget Officer	 MERIAM F. FALLAR Administrative Officer V	 EDWARD C. ALBARACIN Director III